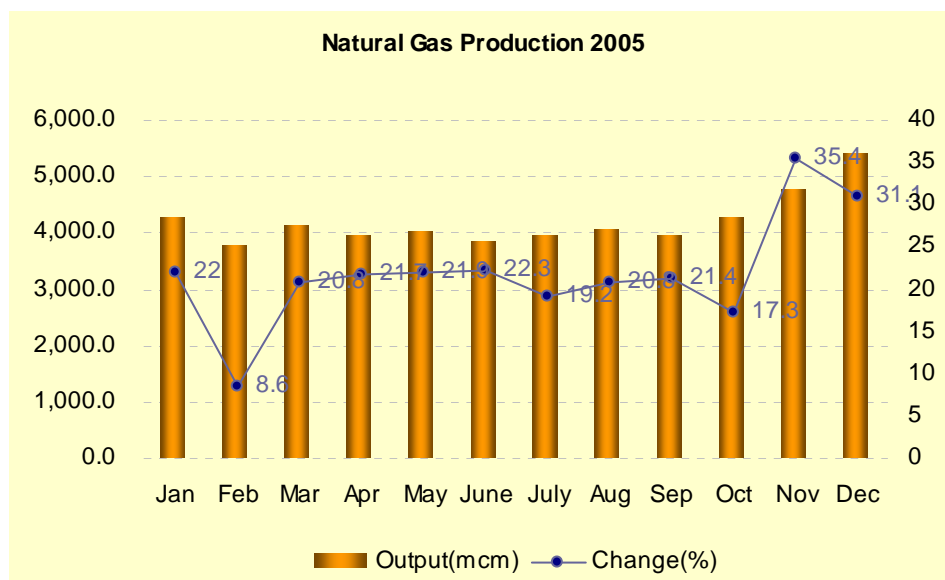


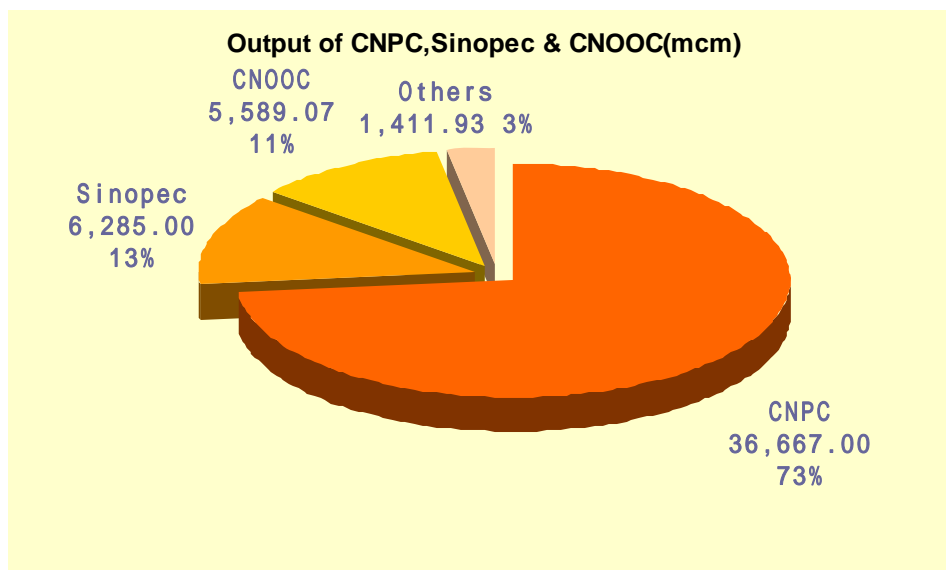
Annual Statistical Review of Chinese Energy

--Natural Gas Market in China--

In 2005, China succeeded with a historical-high record on gas productions totaled at 49.953 billion cubic meters, up 21.9% over 2004.

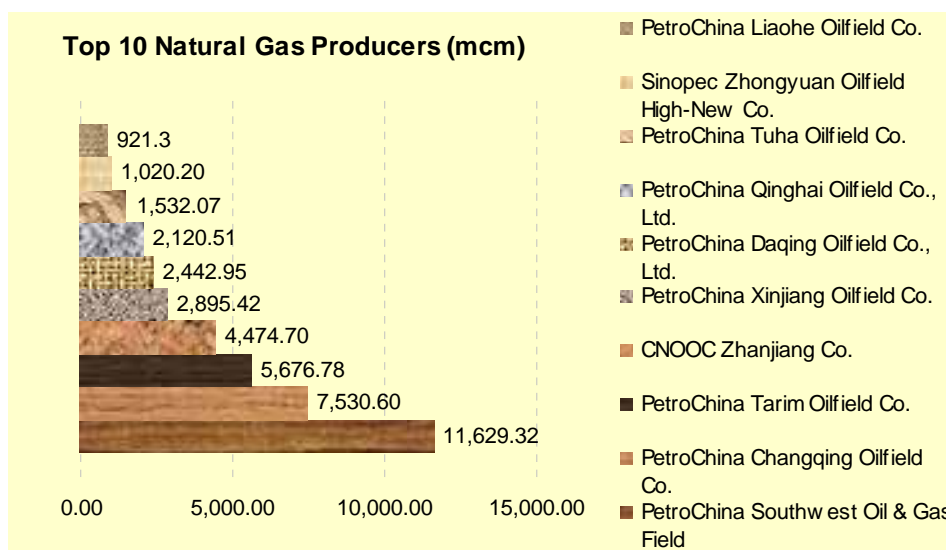


	Output (mcm)	Change over 2004 (%)
Jan	4,262.0	22.0
Feb	3,779.0	8.6
Mar	4,128.0	20.8
Apr	3,927.0	21.7
May	3,998.0	21.9
June	3,818.0	22.3
July	3,950.0	19.2
Aug	4,055.0	20.8
Sep	3,941.0	21.4
Oct	4,255.0	17.3
Nov	4,750.0	35.4
Dec	5,391.0	31.1



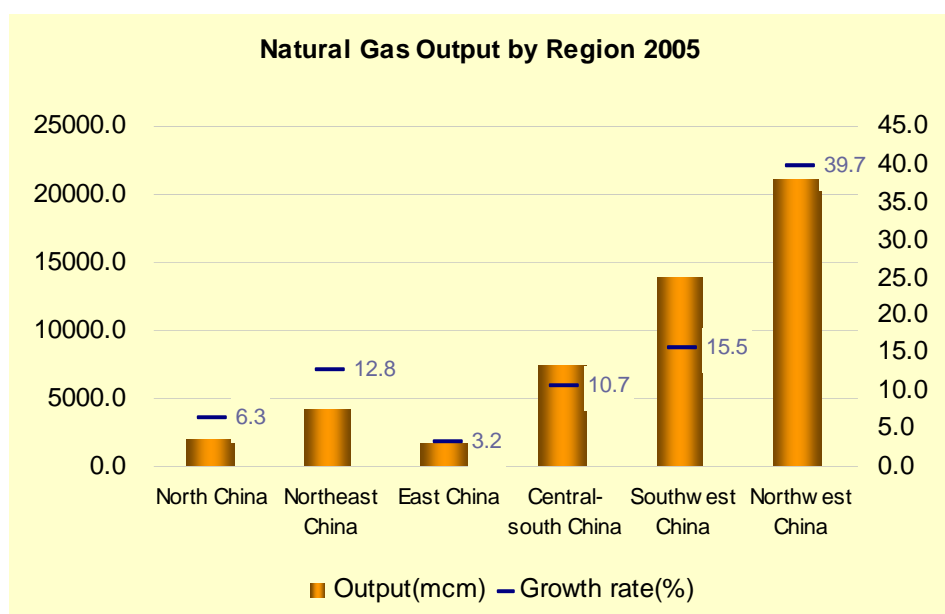
	Output (mcm)
CNPC	36,667.00
Sinopec	6,285.00
CNOOC	5,589.07
Others	1,411.93

Presently, China has more than 60 natural gas producing fields. In 2005, Southwest Oil & Gasfield Company, a PetroChina's subdivision, is the largest natural gas producing company which produced a total of 11.629 billion cubic meters. Changqing Oilfield Company, also a PetroChina's division was the second largest with a total of 7.531 billion cubic meters. And PetroChina Tarim Oilfield Co. ranked the third with a total of 5.677 billion cubic meters.



	Output (mcm)	Change over 2004 (%)
National Total	49,953.00	21.9
PetroChina Southwest Oil & Gas Field	11,629.32	18.94
PetroChina Changqing Oilfield Co.	7,530.60	1.14
PetroChina Tarim Oilfield Co.	5,676.78	318.73
CNOOC Zhanjiang Co.	4,474.70	2.77
PetroChina Xinjiang Oilfield Co.	2,895.42	13.53
PetroChina Daqing Oilfield Co., Ltd.	2,442.95	20.11
PetroChina Qinghai Oilfield Co., Ltd.	2,120.51	18.23
PetroChina Tuha Oilfield Co.	1,532.07	15.5
Sinopec Zhongyuan Oilfield High-New Co.	1,020.20	-2.15
PetroChina Liaohe Oilfield Co.	921.3	-8.2

With the increase of Chinese total natural gas output, domestic regions enjoyed more gas productions compared with 2004. Northwest and Southwest China are two large natural gas production bases.



	Output (mcm)	Change over 2004(%)
National Total	49953.0	21.9
North China	1934.0	6.3
Northeast China	4155.0	12.8
East China	1593.0	3.2
Central-south China	7406.0	10.7
Southwest China	13867.0	15.5
Northwest China	20993.0	39.7